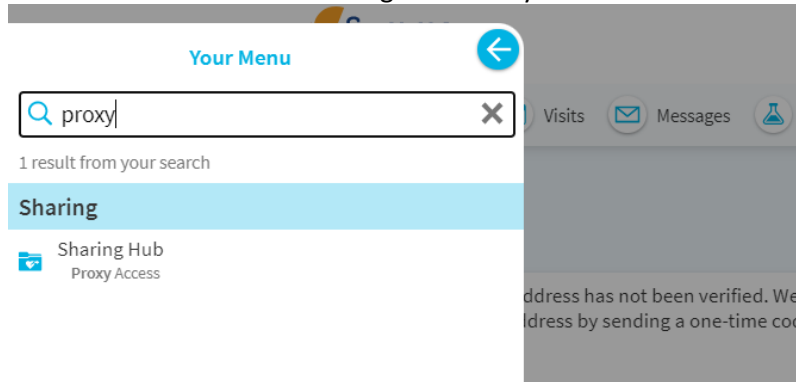


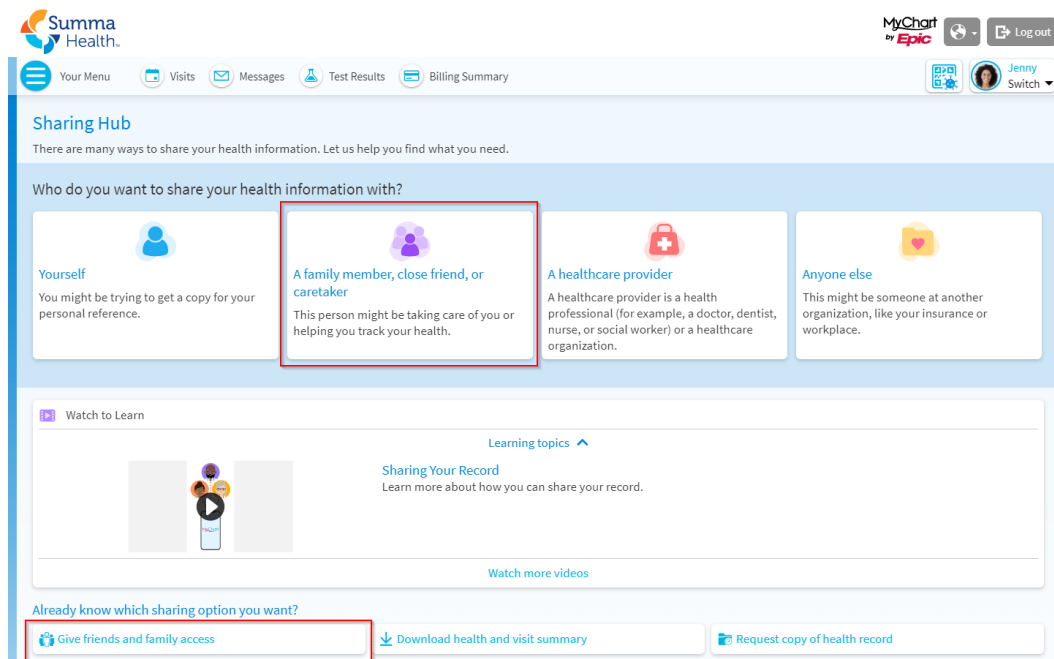
How Patient Sets Proxy

Where does the patient look to set proxy?

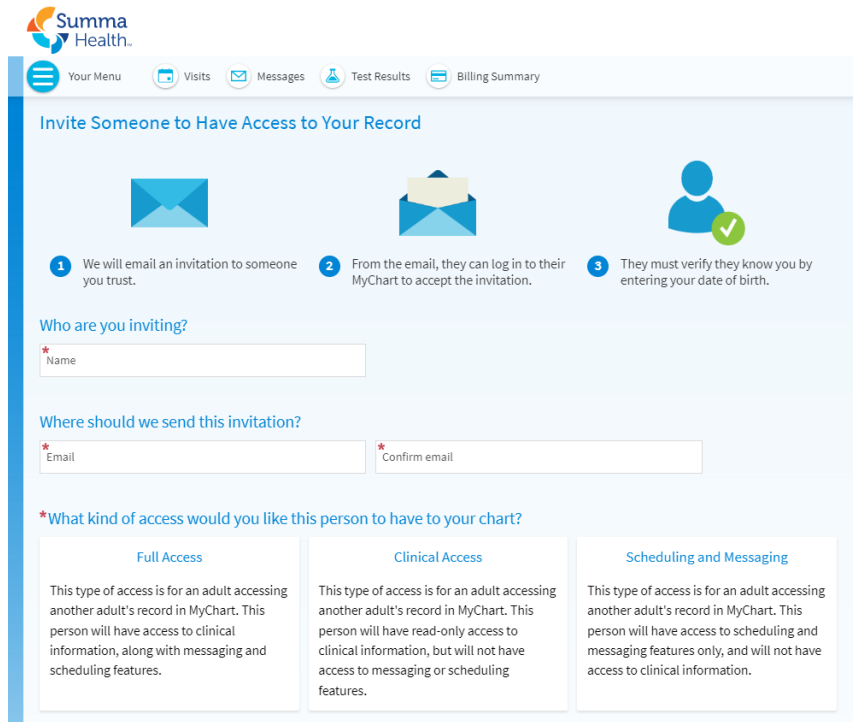
- Within the main menu – Sharing – Share My Record



- By accessing the Sharing Hub, patients can navigate to the Proxy Invite page.






- Select the appropriate options and submit the proxy request.



Summa Health

Your Menu Visits Messages Test Results Billing Summary

Invite Someone to Have Access to Your Record

-  We will email an invitation to someone you trust.
-  From the email, they can log in to their MyChart to accept the invitation.
-  They must verify they know you by entering your date of birth.

Who are you inviting?

* Name

Where should we send this invitation?

* Email * Confirm email

*What kind of access would you like this person to have to your chart?

Full Access	Clinical Access	Scheduling and Messaging
This type of access is for an adult accessing another adult's record in MyChart. This person will have access to clinical information, along with messaging and scheduling features.	This type of access is for an adult accessing another adult's record in MyChart. This person will have read-only access to clinical information, but will not have access to messaging or scheduling features.	This type of access is for an adult accessing another adult's record in MyChart. This person will have access to scheduling and messaging features only, and will not have access to clinical information.